

SMART STATS

The Economic Times Wealth April 23-29, 2018

In This Section

MUTUAL FUNDS - P22

LOANS AND DEPOSITS - P25

ALTERNATE INVESTMENTS - P26

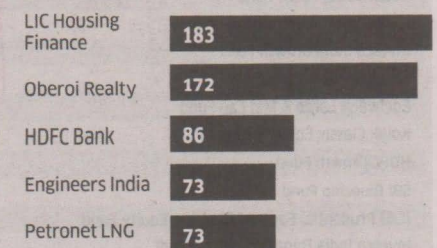
ET WEALTH TOP 50 STOCKS

Every week we put about 3,000 stocks through four key filters and rate them on a mix of factors. The end result of this is the listing of the top 50 stocks based on the composite rating to help ease your fortune hunt.

	RANK		PRICE	GROWTH%		VALUATION RATIOS				RISK		RATING	
	Current Rank	Previous Rank		Revenue	Net Profit	PE	PB	Div Yield	PEG	Downside Risk	Bear Beta	No. of Analysts	Consensus Rating
Vedanta	1	1	312	41.75	138.80	16.75	1.91	7.28	0.19	1.38	1.52	23	5.00
ONGC	2	3	183	42.15	43.59	11.39	1.06	3.32	0.26	0.97	0.93	37	4.49
Power Grid Corporation	3	2	208	37.63	44.60	14.54	2.17	2.83	0.32	0.73	0.47	36	4.53
Apollo Tyres	4	4	293	24.30	399.37	13.57	2.05	1.04	0.04	1.32	1.77	23	4.61
Gujarat State Petronet	5	7	188	53.22	94.02	19.58	2.37	0.80	0.21	1.34	0.95	30	3.93
GAIL India	6	6	335	33.26	63.93	22.30	1.91	2.35	0.38	1.06	1.04	37	4.03
Coal India	7	8	283	12.55	447.80	19.29	7.22	5.79	0.04	0.95	0.77	32	4.13
JK Cement	8	9	955	35.10	76.64	29.49	3.80	0.86	0.41	0.96	0.62	25	4.64
Hindalco Industries	9	11	265	22.22	185.00	28.41	1.28	0.45	0.18	1.34	1.79	30	4.53
VA Tech Wabag	10	12	533	27.37	95.60	28.35	2.92	0.78	0.29	1.32	1.41	22	4.59
ACC	11	10	1,571	37.68	101.51	32.42	3.20	1.08	0.34	0.96	1.29	41	3.22
CESC	12	13	1,045	22.76	59.71	20.08	1.37	1.16	0.20	1.42	1.82	22	4.36
NMDC	13	14	125	28.71	56.38	15.72	1.77	4.31	0.20	1.37	1.69	23	3.57
Engineers India	14	18	156	72.58	45.11	31.66	3.68	1.92	0.54	1.21	1.22	17	4.53
HDFC Bank	15	15	1,939	85.62	45.11	32.42	5.43	0.57	0.72	0.60	0.89	57	4.58
Petronet LNG	16	5	240	72.54	38.45	20.84	4.39	1.05	0.54	1.11	1.01	40	4.05
JSW Steel	17	16	323	31.64	61.41	22.29	3.47	0.73	0.37	1.29	1.37	35	4.14
Reliance Inds	18	17	942	42.31	41.55	18.57	2.11	0.59	0.51	0.93	1.70	40	4.13
Jubilant Life Sciences	19	22	783	52.49	63.68	20.28	3.47	0.38	0.33	1.57	1.07	15	4.60
Cyient	20	19	647	25.01	37.65	21.15	3.44	2.18	0.57	1.25	1.00	28	4.61
Oberoi Realty	21	21	517	172.28	218.36	46.96	3.10	0.39	0.21	1.59	2.01	24	4.13
InterGlobe Aviation	22	23	1,487	50.04	75.53	32.47	14.27	2.31	0.50	1.23	1.24	21	4.38
PTC India	23	24	93	59.68	18.02	6.62	0.71	3.20	0.40	1.43	2.56	11	4.73
Oil India	24	30	225	25.51	29.59	16.83	0.91	5.73	0.50	1.12	0.51	29	3.69
Hindustan Zinc	25	20	329	32.63	37.90	17.04	4.60	2.47	0.47	1.19	1.33	30	4.03
JK Lakshmi Cement	26	25	426	48.75	177.31	58.44	3.58	0.18	0.35	1.13	0.86	27	4.11
Bharat Heavy Electricals	27	26	88	23.26	231.56	71.17	1.00	1.50	0.31	1.33	1.79	41	2.41
Tata Power Co	28	27	87	13.38	150.82	37.18	1.77	1.48	0.19	1.04	1.32	25	3.28
Kalpataru Power	29	29	483	25.10	109.42	39.98	3.08	0.42	0.26	1.28	1.69	23	4.57
NTPC	30	28	177	17.95	19.18	13.65	1.50	2.74	0.60	0.76	0.85	31	4.45
Cholamandalam Invest.	31	32	1,580	54.93	68.92	34.42	5.73	0.41	0.53	1.19	1.31	25	4.56
Cipla	32	31	584	25.46	110.21	46.71	3.76	0.34	0.42	1.07	0.92	45	4.00
LIC Housing Finance	33	33	554	182.66	17.14	14.41	2.51	1.11	0.66	1.10	1.54	46	3.83
IRB Infrastructure Dev.	34	34	264	33.52	29.89	12.93	1.76	3.13	0.46	1.47	1.96	23	3.96
Natco Pharma	35	35	800	28.54	68.27	28.82	8.50	1.74	0.47	1.76	0.98	19	4.53
HeidelbergCement India	36	37	157	6.91	136.75	46.71	3.68	1.29	0.30	1.40	1.34	11	4.64
Dalmia Bharat	37	36	2,912	33.88	162.72	75.76	5.27	0.08	0.48	1.17	1.05	26	4.61
Coromandel International	38	43	527	24.28	76.64	32.37	5.34	1.54	0.43	1.37	1.15	16	4.25
Cadila Healthcare	39	38	388	40.68	38.44	26.72	5.71	0.83	0.70	1.25	1.06	42	4.17
Dr Reddy's Lab	40	41	2,136	16.60	55.82	29.35	2.83	0.95	0.53	1.23	0.87	45	3.38
Exide Inds	41	40	244	29.02	37.43	25.84	4.11	0.99	0.69	1.09	0.94	33	4.30
KEC International	42	39	434	30.38	70.65	36.42	7.00	0.36	0.51	1.41	1.13	32	4.53
Mahanagar Gas	43	NR	907	28.80	13466.35	22.72	4.86	1.79	0.63	1.18	1.30	21	3.67
HT Media	44	46	89	2.98	65.64	12.24	0.93	0.46	0.18	1.27	1.22	13	3.77
Gujarat Gas	45	NR	861	49.08	129.23	53.94	7.15	0.35	0.39	1.01	0.39	23	3.70
Persistent Systems	46	42	700	16.04	23.82	17.20	2.62	1.48	0.78	1.25	0.29	38	4.29
UPL	47	47	769	20.20	38.47	22.57	5.33	0.92	0.57	1.16	1.38	30	4.57
Motherson Sumi Systems	48	49	348	61.73	27.52	45.13	8.71	0.59	0.62	1.14	0.84	37	4.32
Apar Industries	49	48	762	26.52	22.87	16.77	2.84	1.29	0.71	1.11	0.25	11	4.82
Havells India	50	50	552	60.46	100.06	71.31	10.50	0.64	0.67	1.27	1.05	41	3.73


1 Fast growing stocks

Top 5 stocks with the highest expected revenue % growth over the previous year



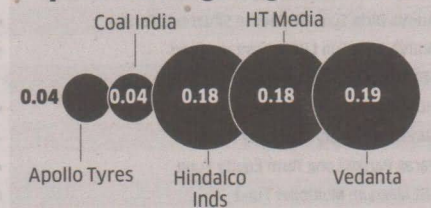
2 Least expensive stocks

Top 5 stocks with the lowest price-earnings ratio



3 Best PEGs

Top 5 stocks with the least price-earnings to growth ratio



4 Income generators

Top 5 stocks with the highest dividend yield



5 Least risky

Top 5 stocks with the lowest downside risk

