

# mint 50 BEST FUNDS

## GOING STEADY

Despite its big size, HDFC Mid Cap Opportunities fund's performance and scheme texture have not faltered. This year, the fund manager will shrink the number of holdings.

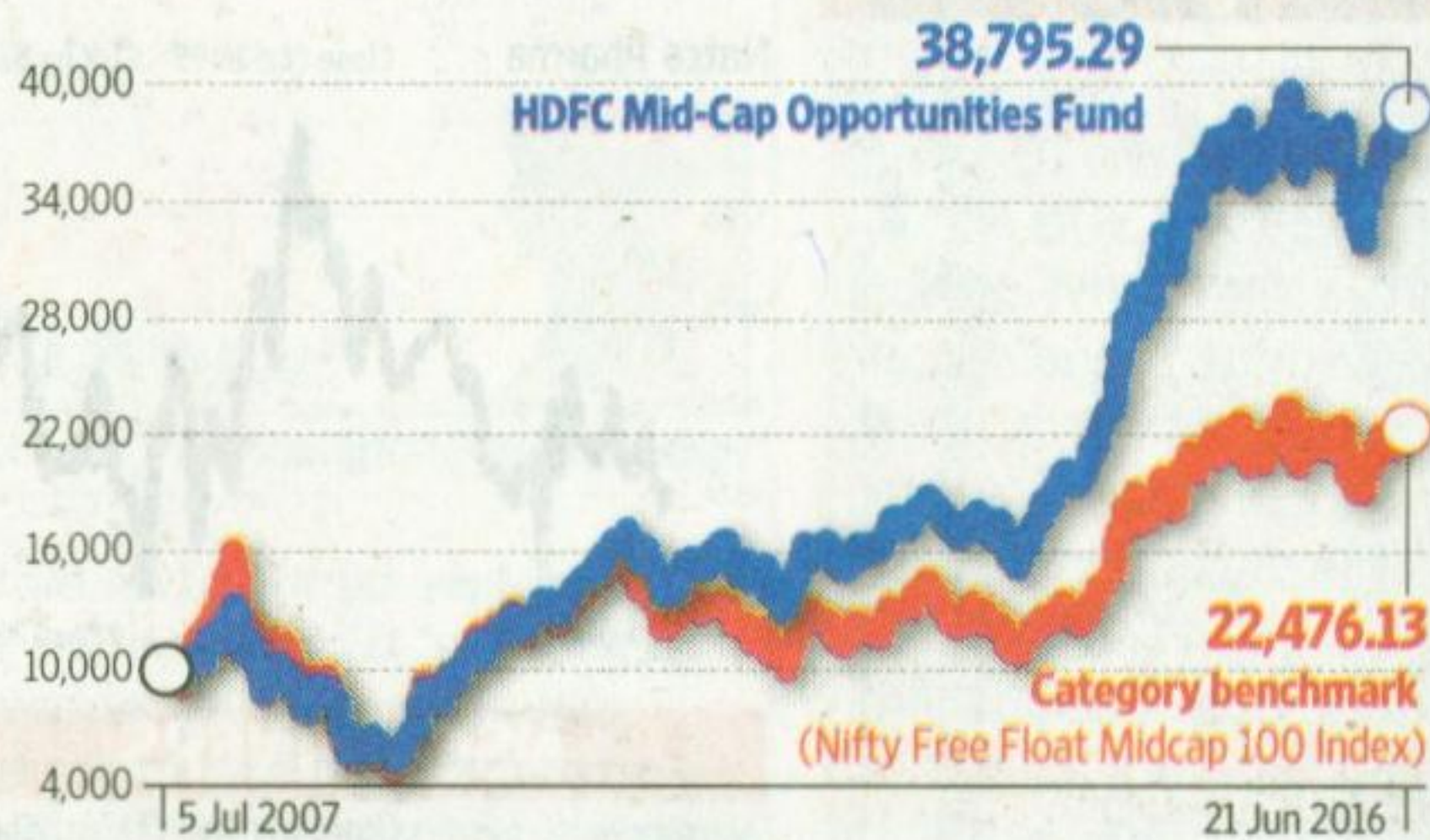
### BASICS

#### HDFC Mid-Cap Opportunities Fund

|   |  |                                     |
|---|--|-------------------------------------|
| <b>CORPUS</b><br>₹9,941.07 crore<br>As on 31 Mar 2016                             | <b>NET ASSET VALUE</b><br>₹39.19<br>As on 21 Jun 2016  | <b>MINIMUM INVESTMENT</b><br>₹5,000 |
| <b>Fund's expense ratio</b><br>2.3%   | <b>Fund manager</b><br><b>Chirag Setalvad</b><br>With the fund since 9 years   |                                     |
| <b>Category average expense ratio</b><br>2.27%                                    | <b>Address</b><br>HDFC House, 2nd Floor,<br>H.T. Parekh Marg,<br>165-166, Backbay<br>Reclamation, Churchgate<br>Mumbai 400 020 |                                     |
| <b>Website/phone number:</b><br>www.hdfcfund.com,<br>1800 3010 6767/1800 419 7676 |  |                                     |

### RETURNS

How ₹10,000 has grown



Base value taken as 10,000

Fund return      Nifty Free Float Midcap 100 Index      Category average

Returns in %

| Period | Fund return | Nifty Free Float Midcap 100 Index | Category average |
|--------|-------------|-----------------------------------|------------------|
| 1-year | 6.15        | 4.78                              | 4.47             |
| 3-year | 31.30       | 22.51                             | 28.43            |

Inception date: 25 Jun 2007 (Returns since inception: 16.39%)

As on 21 Jun 2016

### RISK MEASURE




3 years **Below Average**

5 years **Below Average**

### BEHIND THE NAV

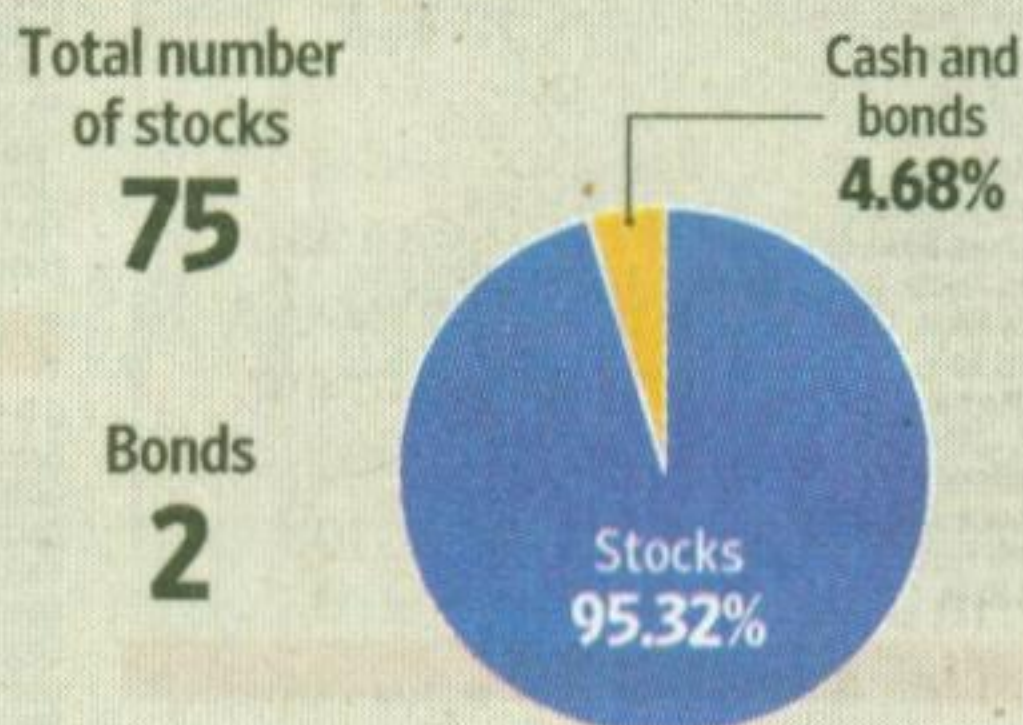
#### Value Research Style Box

A nine-box matrix that displays both the fund's investment approach and size of companies in which it invests.



Vertically, the three squares indicate size orientation of fund—from the bottom, small-cap, mid-cap and large-cap. Horizontally, the three squares indicate, from right to left, three stages on the value-to-growth spectrum. While the market cap group is assigned as per cut-offs arrived at while finding market cap ranks for individual stocks, investment style is determined by using cut-off points of valuation score for the particular market cap group in which the fund lies.

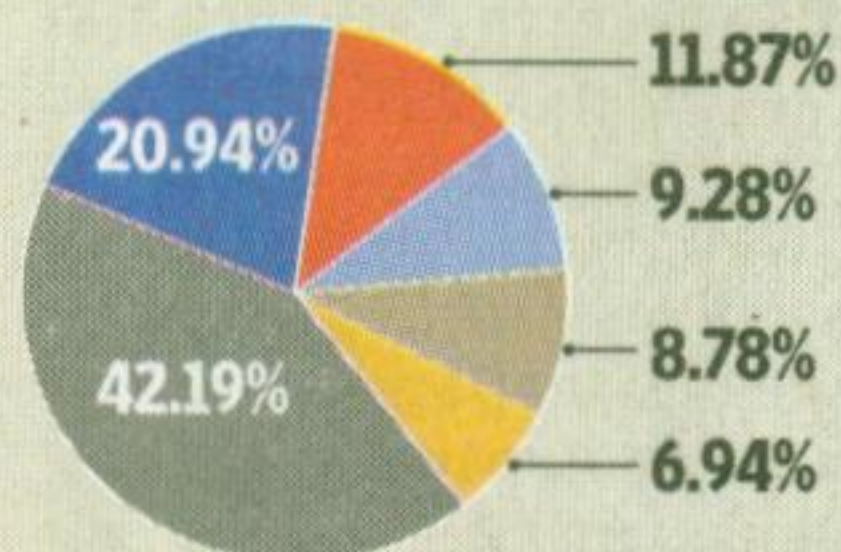
#### Asset allocation



As on 31 May 2016

#### Top 5 sectors invested in

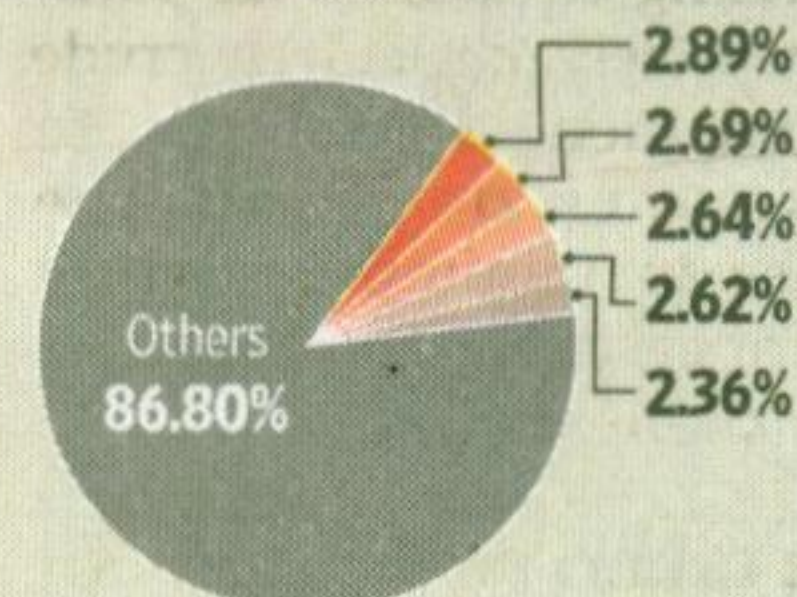
Financial    Engineering    Chemicals  
Healthcare    Services    Others



As on 31 May 2016

#### Top 5 holdings

Voltas    Bajaj Finance    HPCL  
Cholamandalam Invest. & Fin.  
Aurobindo Pharma



As on 31 May 2016

Source: Value Express  
A Value Research and Financial Equities Service