



Chola

Enter a better life

October 19, 2015



**The Secretary
National Stock Exchange of India Limited
Capital Market – Listing
Exchange Plaza, 5th Floor
Plot No. C/1, G Block
Bandra-Kurla Complex, Bandra (E)
Mumbai 400 051**

Dear Sir,

Sub: Shareholding pattern for the quarter ended 30th September 2015

Kindly refer to the circular no. SEBI/CFD/DCR/SAST/1/2011/09/23 dated 23rd September 2011 amending Clause 35 of the equity listing agreement consequent to the Securities and Exchange Board of India (Substantial Acquisition of Shares and Takeovers) Regulations, 2011. We enclose the statement showing shareholding pattern as per Clause 35 of the listing agreement in the amended format for the quarter ended 30th September 2015.

Kindly note that the necessary arrangement is being made to post information in our website as required under the listing agreement.

We request you to take the above on record and acknowledge receipt.
Thanking you,

Yours faithfully,
For Cholamandalam Investment and Finance Company Limited

P Sujatha
Company Secretary

Encl.: As above

Cholamandalam Investment and Finance Company Ltd.

Dare House, 2, N.S.C. Bose Road, Parrys, Chennai 600001, India.

Tel : 91.44.30007172 / Fax : 91.44.25346464

Website : www.cholamandalam.com

CIN – L65993TN1978PLC007576



murugappa

(1)(a) STATEMENT SHOWING SHAREHOLDING PATTERN IN CLAUSE-35

NAME OF THE COMPANY: CHOLAMANDALAM INVESTMENT AND FINANCE COMPANY LIMITED


NAME OF THE SCRIP : CHOLAMANDALAM INVESTMENT AND FINANCE COMPANY LIMITED

SCRIP CODE: NSE: CHOLAFIN; BSE: 511243

Class of Security: EQUITY

QUARTER ENDED: 30.09.2015

Partly paid-up shares	No. of partly paid-up shares	As a % of total no. of partly paid-up shares	As a % of total no. of shares of the Company
Held by promoter/promoter group	0	0	0
Held by Public	0	0	0
Total	0	0	0
Outstanding convertible securities:	No. of outstanding securities	As a % of total no. of outstanding convertible securities	As a % of total no. of shares of the Company assuming full conversion of the convertible securities
Held by promoter/promoter group	0	0	0
Held by Public	0	0	0
Total	0	0	0
Warrants:	No. of warrants	As a % of total no. of warrants	As a % of total no. of shares of the Company assuming full conversion of the warrants
Held by promoter/promoter group	0	0	0
Held by Public	0	0	0
Total	0	0	0
Total paid-up capital of the Company, assuming full conversion of warrants and convertible securities	156103923	0	100.00



STATEMENT SHOWING SHAREHOLDING PATTERN IN CLAUSE-35

NAME OF THE COMPANY: CHOLAMANDALAM INVESTMENT AND FINANCE COMPANY LIMITED


QUARTER ENDED: 30.09.2015

SCRIP CODE:


NSE - CHOLAFIN

BSE - 511243


CATEGORY CODE	CATEGORY OF SHAREHOLDER	NO OF SHAREHOLDERS	TOTAL NUMBER OF SHARES	NO OF SHARES HELD IN DEMATERIALIZED FORM	TOTAL SHAREHOLDING AS a % OF TOTAL NO OF SHARES		SHARES PLEDGED OR OTHERWISE ENCUMBERED	
					AS a PERCENTAGE of (A+B)	As a PERCENTAGE of (A+B+C)	NUMBER OF SHARES	AS a PERCENTAGE OF TOTAL NO. OF SHARES
(I)	(II)	(III)	(IV)	(V)	(VI)	(VII)	(VIII)	(IX)=(VIII)/(IV)*100
(A)	PROMOTER AND PROMOTER GROUP							
(1)	INDIAN							
(a)	Individuals /HUF	47	3278865	3278865	2.10	2.10	0	0.00
(b)	Central Government/State Government(s)	0	0	0	0.00	0.00	0	0.00
(c)	Bodies Corporate	15	79687304	79687304	51.05	51.05	0	0.00
(d)	Financial Institutions / Banks	0	0	0	0.00	0.00	0	0.00
	Any Other :							
	Sub-Total A(1) :	62	82966169	82966169	53.15	53.15	0.00	0.00
(2)	FOREIGN							
(a)	Individuals (NRIs/Foreign Individuals)	0	0	0	0.00	0.00	0	0.00
(b)	Bodies Corporate	0	0	0	0.00	0.00	0	0.00
(c)	Institutions	0	0	0	0.00	0.00	0	0.00
(d)	Qualified Foreign Investor	0	0	0	0.00	0.00	0	0.00
(e)	Any Other :	0	0	0	0.00	0.00	0	0.00
	Sub-Total A(2) :	0	0	0	0.00	0.00	0	0.00
	Total Shareholding of Promoter and Promoter Group A=A(1)+A(2)	62	82966169	82966169	53.15	53.15	0.00	0.00
(B)	PUBLIC SHAREHOLDING							
(1)	INSTITUTIONS							
(a)	Mutual Funds /UTI	55	11664749	11664649	7.47	7.47		
(b)	Financial Institutions /Banks	4	8692	8642	0.01	0.01		
(c)	Central Government / State Government(s)	0	0	0	0.00	0.00		
(d)	Venture Capital Funds	0	0	0	0.00	0.00		
(e)	Insurance Companies	0	0	0	0.00	0.00		
(f)	Foreign Institutional Investors	41	15672371	15672371	10.04	10.04		
(g)	Foreign Venture Capital Investors	0	0	0	0.00	0.00		
(h)	Qualified Foreign Investor	0	0	0	0.00	0.00		
(i)	Any Other :				0.00	0.00		
	- Multilateral Financial Institution	1	5915676	5915676	3.79	3.79		
	- Foreign Corporate Bodies	3	20999375	8714363	13.45	13.45		
	- Foreign Portfolio Investors	9	8812035	8812035	5.64	5.64		
	Sub-Total B(1) :	113	63072898	50787736	40.40	40.40		
(2)	NON-INSTITUTIONS							
(a)	Bodies Corporate	404	1990634	1985373	1.28	1.28		
(b)	Individuals							




CATEGORY CODE	CATEGORY OF SHAREHOLDER	NO OF SHAREHOLDERS	TOTAL NUMBER OF SHARES	NO OF SHARES HELD IN DEMATERIALIZED FORM	TOTAL SHAREHOLDING AS a % OF TOTAL NO OF SHARES		SHARES PLEDGED OR OTHERWISE ENCUMBERED	
					AS a PERCENTAGE of (A+B)	As a PERCENTAGE of (A+B+C)	NUMBER OF SHARES	AS a PERCENTAGE OF TOTAL NO. OF SHARES
(I)	(II)	(III)	(IV)	(V)	(VI)	(VII)	(VIII)	(IX)=(VIII)/(IV)*100
	(i) Individual shareholders holding nominal share capital upto Rs.1 lakh	17968	4726429	4209832	3.03	3.03		
	(ii) Individual shareholders holding nominal share capital in excess of Rs.1 lakh	81	2625600	2625600	1.68	1.68		
(c)	Qualified Foreign Investor	0	0	0	0.00	0.00		
(d)	Any Other :					0.00		
	NON RESIDENT INDIANS	351	495012	481706	0.32	0.32		
	TRUST	4	207971	207971	0.13	0.13		
	FOREIGN NATIONALS	1	10912	10912	0.01	0.01		
	CLEARING MEMBERS	59	8298	8298	0.01	0.01		
	Sub-Total B(2) :	18868	10064856	9529692	6.45	6.45		
	Total Public Shareholding B=B(1)+B(2) :	18981	73137754	60317428	46.85	46.85		
	Total (A+B) :	19043	156103923	143283597	100.00	100.00		
(C)	Shares held by custodians, against which Depository Receipts have been issued							
1	Promoter and Promoter Group	0	0	0	0.00	0.00		
2	Public	0	0	0	0.00	0.00		
	Sub-Total (C)	0	0	0	0.00	0.00		
	GRAND TOTAL (A+B+C) :	19043	156103923	143283597	100.00	100.00	0	0.00




(I)(b) Statement showing holding of Securities (including shares, warrants, convertible securities) of persons belonging to the category "Promoter and Promoter Group"												
Sr. No.	Name of the shareholder	Category of Promoter / Promoter Group	Details of shares held		Encumbered shares			Details of Warrants		Details of convertible securities		Total
			No. of shares held	As a % of grand total (A)+(B)+(C)	Number	As a percentage	As a % of grand total (A)+(B)+(C) of sub-clause (I)(a)	No. of Warrants held	As a % total number of warrants of the same class	Number of convertible securities held	As a % total number of convertible securities of the same class	
(I)	(II)		(III)	(IV)	(V)	(VI)=(V)/(III)*100	(VII)	(VIII)	(IX)	(X)	(XI)	(XII)
1	M V Murugappan	Promoter	236250	0.15%	0	0.00	0.00	0	0.00	0	0.00	0.00
2	M V Valli Murugappan	Promoter Group	149626	0.10%	0	0.00	0.00	0	0.00	0	0.00	0.00
3	Valli Arunachalam	Promoter Group	30250	0.02%	0	0.00	0.00	0	0.00	0	0.00	0.00
4	M Vellachi	Promoter Group	38638	0.02%	0	0.00	0.00	0	0.00	0	0.00	0.00
5	Valli Muthiah	Promoter Group	0	0.00%	0	0	0.00	0	0.00	0	0.00	0.00
6	Umayal R	Promoter Group	9891	0.01%	0	0.00	0.00	0	0.00	0	0.00	0.00
7	M V Subbiah	Promoter	150578	0.10%	0	0.00	0.00	0	0.00	0	0.00	0.00
			2000	0.00%	0	0.00	0.00	0	0.00	0	0.00	0.00
8	M V Seetha Subbiah	Promoter Group	249074	0.16%	0	0.00	0.00	0	0.00	0	0.00	0.00
9	Sivagami Natesan	Promoter Group	0	0.00%	0	0	0.00	0	0.00	0	0.00	0.00
10	Valli Subbiah	Promoter Group	644	0.00%	0	0.00	0.00	0	0.00	0	0.00	0.00
11	S Vellayan	Promoter	245493	0.16%	0	0.00	0.00	0	0.00	0	0.00	0.00
12	Kanika Subbiah	Promoter Group	13400	0.01%	0	0.00	0.00	0	0.00	0	0.00	0.00
13	Karthik Subbiah	Promoter Group	0	0.00%	0	0	0.00	0	0.00	0	0.00	0.00
14	Kabir Subbiah	Promoter Group	0	0.00%	0	0	0.00	0	0.00	0	0.00	0.00
15	A Vellayan	Promoter	27157	0.02%	0	0.00	0.00	0	0.00	0	0.00	0.00
16	Lalitha Vellayan	Promoter Group	27926	0.02%	0	0.00	0.00	0	0.00	0	0.00	0.00
17	Valli Annamalai	Promoter Group	2500	0.00%	0	0.00	0.00	0	0.00	0	0.00	0.00
18	V Narayanan	Promoter	50800	0.03%	0	0.00	0.00	0	0.00	0	0.00	0.00
19	Vasantha Vellayan	Promoter Group	0	0.00%	0	0	0.00	0	0.00	0	0.00	0.00
20	V Arunachalam	Promoter	48503	0.03%	0	0.00	0.00	0	0.00	0	0.00	0.00
21	Nagalakshmi Arunachalam	Promoter Group	3192	0.00%	0	0.00	0.00	0	0.00	0	0.00	0.00
22	A Venkatachalam	Promoter	41921	0.03%	0	0.00	0.00	0	0.00	0	0.00	0.00
23	Meyammai Venkatachalam	Promoter Group	10051	0.01%	0	0.00	0.00	0	0.00	0	0.00	0.00
24	Arun Venkatachalam	Promoter	80750	0.05%	0	0.00	0.00	0	0.00	0	0.00	0.00
25	MV.AR Meenakshi	Promoter Group	170631	0.11%	0	0.00	0.00	0	0.00	0	0.00	0.00
26	M M Murugappan	Promoter	8748	0.01%	0	0.00	0.00	0	0.00	0	0.00	0.00
27	Meenakshi Murugappan	Promoter Group	66762	0.04%	0	0.00	0.00	0	0.00	0	0.00	0.00
28	M M Veerappan	Promoter	9211	0.01%	0	0.00	0.00	0	0.00	0	0.00	0.00
29	M M Seethalakshmi	Promoter Group	0	0.00%	0	0	0.00	0	0.00	0	0.00	0.00
30	M M Muthiah	Promoter	9211	0.01%	0	0.00	0.00	0	0.00	0	0.00	0.00
31	Solachi Ramanathan	Promoter Group	4000	0.00%	0	0.00	0.00	0	0.00	0	0.00	0.00
32	M M Venkatachalam	Promoter	65525	0.04%	0	0.00	0.00	0	0.00	0	0.00	0.00
33	Lakshmi Venkatachalam	Promoter Group	112183	0.07%	0	0.00	0.00	0	0.00	0	0.00	0.00
34	M V Muthiah	Promoter	29301	0.02%	0	0.00	0.00	0	0.00	0	0.00	0.00
35	M V Subramanian	Promoter	7153	0.00%	0	0.00	0.00	0	0.00	0	0.00	0.00
36	M A Alagappan	Promoter	492376	0.32%	0	0.00	0.00	0	0.00	0	0.00	0.00
			71170	0.05%	0	0.00	0.00	0	0.00	0	0.00	0.00
37	A A Alagammai	Promoter Group	46250	0.03%	0	0.00	0.00	0	0.00	0	0.00	0.00
38	Lakshmi Ramaswamy	Promoter Group	70876	0.05%	0	0.00	0.00	0	0.00	0	0.00	0.00
39	Valli Alagappan	Promoter Group	0	0.00%	0	0	0.00	0	0.00	0	0.00	0.00
40	Arun Alagappan	Promoter	190000	0.12%	0	0.00	0.00	0	0.00	0	0.00	0.00
41	A Keertika Unnamalai	Promoter Group	53938	0.03%	0	0.00	0.00	0	0.00	0	0.00	0.00
42	Master Pranav Alagappan	Promoter Group	47438	0.03%	0	0.00	0.00	0	0.00	0	0.00	0.00
43	M A M Arunachalam	Promoter	39376	0.03%	0	0.00	0.00	0	0.00	0	0.00	0.00
44	Sigappi Arunachalam	Promoter Group	0	0.00%	0	0	0.00	0	0.00	0	0.00	0.00



Sr. No.	Name of the shareholder	Category of Promoter / Promoter Group	Details of shares held		Encumbered shares			Details of Warrants		Details of convertible securities		Total
			No. of shares held	As a % of grand total (A)+(B)+(C)	Number	As a percentage	As a % of grand total (A)+(B)+(C) of sub-clause (I)(a)	No. of Warrants held	As a % total number of warrants of the same class	Number of convertible securities held	As a % total number of convertible securities of the same class	
(I)	(II)		(III)	(IV)	(V)	(VI)=(V)/(III)*100	(VII)	(VIII)	(IX)	(X)	(XI)	(XII)
45	AM Meyammai	Promoter Group	60376	0.04%	0	0.00	0.00	0	0.00	0	0.00	0.00
46	Lakshmi Chockalingam	Promoter Group	1337	0.00%	0	0.00	0.00	0	0.00	0	0.00	0.00
47	Master Dhruv Murugappan Arunachalam	Promoter Group	0	0.00%	0	0	0.00	0	0.00	0	0.00	0.00
48	Vedhika Meyammai Arunachalam	Promoter Group	21656	0.01%	0	0.00	0.00	0	0.00	0	0.00	0.00
49	E.I.D.PARRY (INDIA) LTD.	Promoter	393	0.00%	0	0.00	0.00	0	0.00	0	0.00	0.00
50	Parry America Inc	Promoter Group	0	0.00%	0	0	0.00	0	0.00	0	0.00	0.00
51	Parrys Investments Limited	Promoter Group	0	0.00%	0	0	0.00	0	0.00	0	0.00	0.00
52	Parry Infrastructure Company Private Limited	Promoter Group	0	0.00%	0	0	0.00	0	0.00	0	0.00	0.00
53	Parrys Sugar Limited	Promoter Group	0	0.00%	0	0	0.00	0	0.00	0	0.00	0.00
54	Parry Agrochem Exports Ltd	Promoter Group	0	0.00%	0	0	0.00	0	0.00	0	0.00	0.00
55	Coromandel International Ltd (Earlier known as Coromandel Fertilisers Ltd.)	Promoter	0	0.00%	0	0	0.00	0	0.00	0	0.00	0.00
56	Alimtec S.A.	Promoter Group	0	0.00%	0	0	0.00	0	0.00	0	0.00	0.00
57	Liberty Pesticides & Fertilizers Limited (LPFL)	Promoter Group	0	0.00%	0	0	0.00	0	0.00	0	0.00	0.00
58	Parry Chemicals Limited	Promoter Group	0	0.00%	0	0	0.00	0	0.00	0	0.00	0.00
59	CFL Mauritius Limited	Promoter Group	0	0.00%	0	0	0.00	0	0.00	0	0.00	0.00
60	Sabero Europe BV	Promoter Group	0	0.00%	0	0	0.00	0	0.00	0	0.00	0.00
61	Sabero Australia Pty Ltd	Promoter Group	0	0.00%	0	0	0.00	0	0.00	0	0.00	0.00
62	Sabero Organics America SA	Promoter Group	0	0.00%	0	0	0.00	0	0.00	0	0.00	0.00
63	Sabero Argentina SA	Promoter Group	0	0.00%	0	0	0.00	0	0.00	0	0.00	0.00
64	Sabero Organics Philippines Asia Inc.	Promoter Group	0	0.00%	0	0	0.00	0	0.00	0	0.00	0.00
65	Sabero Organics Mexico S.A. de C.V.	Promoter Group	0	0.00%	0	0	0.00	0	0.00	0	0.00	0.00
66	Coromandel Brasil Ltda (Limited Liability Company)	Promoter Group	0	0.00%	0	0	0.00	0	0.00	0	0.00	0.00
67	Coromandel SQM (India) Ltd.	Promoter Group	0	0.00%	0	0	0.00	0	0.00	0	0.00	0.00
68	Coromandel Getax Phosphates Pte. Ltd., Singapore	Promoter Group	0	0.00%	0	0	0.00	0	0.00	0	0.00	0.00
69	Yanmar Coromandel Agrisolutions Pvt. Ltd.	Promoter Group	0	0.00%	0	0	0.00	0	0.00	0	0.00	0.00
70	Tunisian Indian Fertilizer S.A., Tunisia	Promoter Group	0	0.00%	0	0	0.00	0	0.00	0	0.00	0.00
71	Foskor (Pty) Limited, South Africa	Promoter Group	0	0.00%	0	0	0.00	0	0.00	0	0.00	0.00
72	Parrys Sugar Industries Limited	Promoter Group	0	0.00%	0	0	0.00	0	0.00	0	0.00	0.00
73	US Nutraceuticals LLC	Promoter Group	0	0.00%	0	0	0.00	0	0.00	0	0.00	0.00
74	Parry Sugars Refinery India Private Limited (formerly known as Silkroad Sugar Private Limited) #	Promoter Group	0	0.00%	0	0	0.00	0	0.00	0	0.00	0.00
75	Dare Investments Limited	Promoter Group	0	0.00%	0	0	0.00	0	0.00	0	0.00	0.00
76	New Ambadi Estates Pvt. Ltd.	Promoter	0	0.00%	0	0	0.00	0	0.00	0	0.00	0.00
77	Ambadi Investments Pvt Ltd.	Promoter	0	0.00%	0	0	0.00	0	0.00	0	0.00	0.00
78	Murugappa Holdings Ltd. (Formerly Parry Agro Industries Ltd.)	Promoter	176	0.00%	0	0.00	0.00	0	0.00	0	0.00	0.00
79	Parry Enterprises India Ltd.	Promoter Group	393	0.00%	0	0.00	0.00	0	0.00	0	0.00	0.00
80	Parry Agro Industries Ltd. (Formerly Parry Estates Limited)	Promoter Group	0	0.00%	0	0	0.00	0	0.00	0	0.00	0.00
81	Ambadi Enterprises Ltd.	Promoter	58276	0.04%	0	0.00	0.00	0	0.00	0	0.00	0.00
82	Ambadi Holdings Pvt. Ltd.	Promoter Group	7218410	4.62%	0	0.00	0.00	0	0.00	0	0.00	0.00
83	Murugappa Management Services Ltd.	Promoter Group	0	0.00%	0	0	0.00	0	0.00	0	0.00	0.00
84	Parry Murray Ltd. UK	Promoter Group	0	0.00%	0	0	0.00	0	0.00	0	0.00	0.00
85	Tube Investments of India Ltd.	Promoter	72233019	46.27%	0	0.00	0.00	0	0.00	0	0.00	0.00




Sr. No.	Name of the shareholder	Category of Promoter / Promoter Group	Details of shares held		Encumbered shares			Details of Warrants		Details of convertible securities		Total
			No. of shares held	As a % of grand total (A)+(B)+(C)	Number	As a percentage	As a % of grand total (A)+(B)+(C) of sub-clause (I)(a)	No. of Warrants held	As a % total number of warrants of the same class	Number of convertible securities held	As a % total number of convertible securities of the same class	
(I)	(II)		(III)	(IV)	(V)	(VI)=(V)/(III)*100	(VII)	(VIII)	(IX)	(X)	(XI)	(XII)
86	TI Tsubamex Pvt Ltd	Promoter Group	0	0.00%	0	0	0.00	0	0.00	0	0.00	0.00
87	Financiere C 10	Promoter Group	0	0.00%	0	0	0.00	0	0.00	0	0.00	0.00
88	Sedis, SAS	Promoter Group	0	0.00%	0	0	0.00	0	0.00	0	0.00	0.00
89	Societe De Commercialisation De Composants Industriels	Promoter Group	0	0.00%	0	0	0.00	0	0.00	0	0.00	0.00
90	Sedis Company Ltd.	Promoter Group	0	0.00%	0	0	0.00	0	0.00	0	0.00	0.00
91	Shanthi Gears Ltd.	Promoter Group	0	0.00%	0	0	0.00	0	0.00	0	0.00	0.00
92	Cholamandalam Securities Ltd.	Promoter Group	0	0.00%	0	0	0.00	0	0.00	0	0.00	0.00
93	Cholamandalam Distribution Services Ltd.	Promoter Group	0	0.00%	0	0	0.00	0	0.00	0	0.00	0.00
94	Chola Insurance Services Pvt. Ltd.	Promoter Group	0	0.00%	0	0	0.00	0	0.00	0	0.00	0.00
95	Chola Business Services Ltd.	Promoter Group	0	0.00%	0	0	0.00	0	0.00	0	0.00	0.00
96	Cholamandalam Investment and Finance Co. Ltd.	Promoter Group	0	0.00%	0	0	0.00	0	0.00	0	0.00	0.00
97	Kartik Investments Trust Limited	Promoter Group	0	0.00%	0	0	0.00	0	0.00	0	0.00	0.00
98	CherryTin Online Private Limited	Promoter Group	0	0.00%	0	0	0.00	0	0.00	0	0.00	0.00
99	Cholamandalam MS General Insurance Company Ltd.	Promoter Group	0	0.00%	0	0	0.00	0	0.00	0	0.00	0.00
100	Cholamandalam MS Risk Services Ltd.	Promoter Group	0	0.00%	0	0	0.00	0	0.00	0	0.00	0.00
101	TI Financial Holdings Limited	Promoter Group	0	0.00%	0	0	0.00	0	0.00	0	0.00	0.00
102	Carborundum Universal Ltd.	Promoter	100	0.00%	0	0	0.00	0	0.00	0	0.00	0.00
103	CUMI America Inc.	Promoter Group	0	0.00%	0	0	0.00	0	0.00	0	0.00	0.00
104	Net Access (India) limited	Promoter Group	0	0.00%	0	0	0.00	0	0.00	0	0.00	0.00
105	Southern Energy Development Corporation	Promoter Group	0	0.00%	0	0	0.00	0	0.00	0	0.00	0.00
106	Sterling Abrasives Ltd.	Promoter Group	0	0.00%	0	0	0.00	0	0.00	0	0.00	0.00
107	CUMI (Australia) Pty Ltd	Promoter Group	0	0.00%	0	0	0.00	0	0.00	0	0.00	0.00
108	CUMI Middle East FZE	Promoter Group	0	0.00%	0	0	0.00	0	0.00	0	0.00	0.00
109	CUMI International Ltd	Promoter Group	0	0.00%	0	0	0.00	0	0.00	0	0.00	0.00
110	Volszhsky Abrasives Works	Promoter Group	0	0.00%	0	0	0.00	0	0.00	0	0.00	0.00
111	Foskor Zirconia Pty Limited, South Africa	Promoter Group	0	0.00%	0	0	0.00	0	0.00	0	0.00	0.00
112	CUMI Abrasives and Ceramics Company Ltd, China	Promoter Group	0	0.00%	0	0	0.00	0	0.00	0	0.00	0.00
113	CUMI Europe s.r.o	Promoter Group	0	0.00%	0	0	0.00	0	0.00	0	0.00	0.00
114	Thukela Refractories Isithebe Proprietary Limited	Promoter Group	0	0.00%	0	0	0.00	0	0.00	0	0.00	0.00
115	Wendt (India) Ltd.	Promoter Group	0	0.00%	0	0	0.00	0	0.00	0	0.00	0.00
116	Murugappa Morgan Thermal Ceramics Ltd.	Promoter Group	0	0.00%	0	0	0.00	0	0.00	0	0.00	0.00
117	CIRIA India Ltd.	Promoter Group	0	0.00%	0	0	0.00	0	0.00	0	0.00	0.00
118	Presmet Pvt. Ltd.	Promoter Group	788	0.00%	0	0	0.00	0	0.00	0	0.00	0.00
119	Coromandel Engineering Company Limited	Promoter Group	262	0.00%	0	0	0.00	0	0.00	0	0.00	0.00
120	Murugappa Educational & Medical	Promoter Group	393	0.00%	0	0	0.00	0	0.00	0	0.00	0.00
121	M A Alagappan Holdings Private Limited	Promoter Group	31000	0.02%	0	0	0.00	0	0.00	0	0.00	0.00
122	AMM Vellayan Sons P Ltd.	Promoter Group	5315	0.00%	0	0	0.00	0	0.00	0	0.00	0.00
123	MM Muthiah Sons P Ltd.	Promoter Group	0	0.00%	0	0	0.00	0	0.00	0	0.00	0.00
124	Kadamane Estates Company	Promoter Group	0	0.00%	0	0	0.00	0	0.00	0	0.00	0.00
125	Yelnoorkhan Group Estates	Promoter Group	0	0.00%	0	0	0.00	0	0.00	0	0.00	0.00



Sr. No.	Name of the shareholder	Category of Promoter / Promoter Group	Details of shares held		Encumbered shares			Details of Warrants		Details of convertible securities		Total
			No. of shares held	As a % of grand total (A)+(B)+(C)	Number	As a percentage	As a % of grand total (A)+(B)+(C) of sub-clause (I)(a)	No. of Warrants held	As a % total number of warrants of the same class	Number of convertible securities held	As a % total number of convertible securities of the same class	
(I)	(II)		(III)	(IV)	(V)	(VI)=(V)/(III)*100	(VII)	(VIII)	(IX)	(X)	(XI)	(XII)
126	Murugappa & Sons (M.V.MURUGAPPAN, M A Alagappan and M M Murugappan hold shares on behalf of the Firm)	Promoter	0	0.00%	0	0.00	0.00	0	0.00	0	0.00	0.00
127	MM Muthiah Research Foundation	Promoter Group	28350	0.02%	0	0.00	0.00	0	0.00	0	0.00	0.00
128	M A Murugappan Holdings Pvt Limited	Promoter Group	15000	0.01%	0	0	0.00	0	0.00	0	0.00	0.00
129	AMM Foundation	Promoter Group	0	0.00%	0	0	0.00	0	0.00	0	0.00	0.00
130	Genfour Properties Pvt. Ltd.	Promoter Group	0	0.00%	0	0	0.00	0	0.00	0	0.00	0.00
131	A R Lakshmi Achi Trust	Promoter Group	95429	0.06%	0	0.00	0.00	0	0.00	0	0.00	0.00
132	M V Seetha Subbiah Benefit Trust (S Vellayan & A Vellayan holds shares on behalf of the Trust)	Promoter Group	52800	0.03%	0	0.00	0.00	0	0.00	0	0.00	0.00
133	Valli Subbiah Benefit Trust (S Vellayan & A Vellayan holds shares on behalf of the Trust)	Promoter Group	46675	0.03%	0	0.00	0.00	0	0.00	0	0.00	0.00
134	MA.Alagappan Grand Children Trust (Arun Alagappan & A A Alagammai holds shares on behalf of the Trust)	Promoter Group	26998	0.02%	0	0.00	0.00	0	0.00	0	0.00	0.00
135	Arun Murugappan Children's Trust (MAM Arunachalam & Sigappi Arunachalam holds shares on behalf of the Trust)	Promoter Group	28232	0.02%	0	0.00	0.00	0	0.00	0	0.00	0.00
136	MA.Murugappan & MA.Alagappan Grand Children Trust (M A Alagappan & M A M Arunachalam holds shares on behalf of the Trust)	Promoter Group	29701	0.02%	0	0.00	0.00	0	0.00	0	0.00	0.00
137	Murugappan Arunachalam Children Trust (M.A.ALAGAPPAN & M A M Arunachalam holds shares on behalf of the Trust)	Promoter Group	14881	0.01%	0	0.00	0.00	0	0.00	0	0.00	0.00
138	V S Bhairavi Trust (M V Subbiah & Kanika Subbiah holds shares on behalf of the Trust)	Promoter Group	45000	0.03%	0	0.00	0.00	0	0.00	0	0.00	0.00
139	K S Shambhavi Trust (M V Subbiah & S Vellayan holds shares on behalf of the Trust)	Promoter Group	38416	0.02%	0	0	0	0	0	0	0	0
	TOTAL		82966169	53.15%								


Notes:

- 1 CUMI Canada Inc., has been dissolved (wound up) w.e.f. May 22, 2015
- 2 Parry Phytoremedies Private Limited, has been dissolved (wound up) w.e.f. June 16, 2015
- 3 # the name of the company has been changed from Silkroad Sugar Private Limited to Parry Sugars Refinery India Private Limited with effect from July 15, 2015
- 4 Cellaris Refractories India Limited has been merged with Carborundum Universal Limited w.e.f. September 29, 2015



(I)(c)(i) Statement showing holding of securities (including shares, warrants, convertible securities) of persons belonging to the category "Public" and holding more than 1% of the total number of shares								
Sr. No.	Name of the shareholder	Number of shares held	Shares as a percentage of total number of shares (i.e., Grand Total (A)+(B)+(C) indicated in Statement at para (I)(a) above)	Details of warrants		Details of convertible securities		Total shares (including underlying shares assuming full conversion of warrants and convertible securities) as a % of diluted share capital
				Number of warrants	As a % total number of warrants of the same class	Number of convertible securities held	% w.r.t total number of convertible securities of the same class	
1	DYNASTY ACQUISITION FDI LTD	12285012	7.87%	0	0.00	0	0.00	0.00
2	NORWEST VENTURE PARTNERS X FII -	7082726	4.54%	0	0.00	0	0.00	0.00
3	CREADOR I, LLC	6627727	4.25%	0	0.00	0	0.00	0.00
4	AMANSA HOLDING PRIVATE LIMITED	6144336	3.94%	0	0.00	0	0.00	0.00
5	INTERNATIONAL FINANCE CORPORATION	5915676	3.79%	0	0.00	0	0.00	0.00
6	APAX VIII GP CO. LIMITED A/C CORNALINA ACQUISITION(FII) LIMITED	2957838	1.89%	0	0.00	0	0.00	0.00
7	HDFC TRUSTEE COMPANY LTD - A/C HDFC MID - CAPOPORTUNITIES FUND	2950000	1.89%	0	0.00	0	0.00	0.00
8	HSBC BANK (MAURITIUS) LIMITED A/C JWALAMUKHI INVESTMENT HOLDINGS	2856218	1.83%	0	0.00	0	0.00	0.00
9	AQUARIUS INVESTMENTS LTD	2086636	1.34%					
TOTAL :		48906169	31.33%	0	0			0


(I)(c)(ii) Statement showing holding of securities (including shares, warrants, convertible securities) of persons (together with PAC) belonging to the category "public" and holding more than 5% of the total number of shares of the company								
Sr. No.	Name(s) of the shareholder(s) and the Persons Acting in Concert (PAC) with them	Number of shares	Shares as a percentage of total number of shares (i.e., Grand Total (A)+(B)+(C) indicated in Statement at para (I)(a) above)	Details of warrants		Details of convertible securities		Total shares (including underlying shares assuming full conversion of warrants and convertible securities) as a % of diluted share capital
				Number of warrants held	As a % total number of warrants of the same class	Number of convertible securities held	% w.r.t total number of convertible securities of the same class	
1	DYNASTY ACQUISITION FDI LTD	12285012	7.87%	0	0.00	0	0.00	0.00
TOTAL :		12285012	7.87%	0	0.00	0	0.00	0.00



(I)(d)	STATEMENT SHOWING DETAILS OF LOCKED-IN SHARES"		
SR. NO	NAME OF THE SHAREHOLDER	NO. OF LOCKED-IN SHARES	LOCKED IN SHARES AS A % OF TOTAL NO. OF SHARES {i.e. GRAND TOTAL (A)+(B)+(C) INDICATED IN STATEMENT AT PARA (I)(a) ABOVE}
TOTAL :		0	0

(II)(a)	STATEMENT SHOWING DETAILS OF DEPOSITORY RECEIPTS (DRS)			
SR. NO	TYPE OF OUTSTANDING DR (ADRs, GDRs, SDRs, etc.)	NO OF OUTSTANDING DRs	NUMBER OF SHARES UNDERLYING OUTSTANDING DRs	SHARES UNDERLYING OUTSTANDING DRs AS A % OF TOTAL NO OF SHARES (i.e. Grand Total (A)+(B)+(C) indicated in statement at para(I)(a) above)
TOTAL :		0	0	0

(II)(b)	STATEMENT SHOWING HOLDING OF DEPOSITORY RECEIPTS (DRS), WHERE UNDERLYING SHARES HELD BY "PROMOTER/PROMOTER GROUP" ARE IN EXCESS OF 1% OF THE TOTAL NUMBER OF SHARES			
SR. NO	NAME OF THE DR HOLDER	TYPE OF OUTSTANDING DR (ADRs, GDRs, SDRs, etc.)	NUMBER OF SHARES UNDERLYING OUTSTANDING DRs	SHARES UNDERLYING OUTSTANDING DRs AS A % OF TOTAL NO OF SHARES (i.e. Grand Total (A)+(B)+© indicated in statement at para(I)(a) above)
TOTAL :		0	0	0



CHOLAMANDALAM INVESTMENT AND FINANCE COMPANY LIMITED

Statement showing the voting pattern of shareholders, if more than one class of shares/securities is issued by the issuer as on 30.09.2015

Category Code	Category of Shareholder	Number of Voting Rights held in each class of securities			Total Voting Rights (III+IV+V)	Total Voting Rights i.e.(IV)	
		Class X - EQUITY (III)	Class Y (IV)	Class Z (V)		As a percentage of (A+B) (VII)	As a percentage of (A+B+C) (VIII)
(A)	PROMOTER AND PROMOTER GROUP						
(1)	INDIAN						
(a)	Individuals / Hindu Undivided Family						
(b)	Central Government /State Government(s)						
(c)	Bodies Corporate						
(d)	Financial Institutions / Banks						
(e)	Any Other - Promoter Trust						
	Sub-Total (A)(1)						
(2)	Foreign						
(a)	Individuals (Non-Resident Individuals/Foreign Individuals)						
(b)	Bodies Corporate						
(c)	Institutions						
(d)	Any Other (Specify)						
	Sub-Total (A)(2)						
	Total Shareholding of Promoter and Promoter Group (A) = (A)(1) + (A)(2)						
(B)	Public shareholding						
(1)	Institutions						
(a)	Mutual Funds/UTI						
(b)	Financial Institutions /Banks						
(c)	Central Government / State Government(s)						
(d)	Venture Capital Funds						
(e)	Insurance Companies						
(f)	Foreign Institutional Investors						
(g)	Foreign Venture Capital Investors						
(h)	Any Other (Specify)						
	Sub-Total (B)(1)						
(2)	Non-institutions						
(a)	Bodies Corporate						
(b)	Individuals						
	i. Individual shareholders holding nominal share capital up to Rs.1 lakh.						
	ii. Individual shareholding nominal share capital in excess of Rs.1 lakh						
(c)	Any Other (Specify)						
	Sub-Total B(2)						
	Total PublicShareholding B=B(1)+B(2)						
	TOTAL (A+B)						
(C)	Shares held by Custodians and against which Depository Receipts have been issued						
	GRAND TOTAL (A+B+C) :						

Not Applicable

