

October 16, 2018

**The Secretary
National Stock Exchange of India Limited
Capital Market – Listing
Exchange Plaza, 5th Floor,
Plot No. C/1, G Block, Bandra-Kurla
Complex, Bandra (E), Mumbai 400 051**

**The Secretary
BSE Ltd.
25th Floor, Phiroze Jeejeebhoy Towers
Dalal Street, Fort
Mumbai 400 001**

Dear Sir,

Sub: Filing of statement showing holding of securities and shareholding pattern for the quarter ended 30/09/2018

Pursuant to Regulation 31(1)(b) of SEBI (Listing Obligations and Disclosure Requirements) Regulations, 2015, a statement showing holding of securities and shareholding pattern for the quarter ended 30th September 2018.

We request you to take the above on record and acknowledge receipt.

Thanking you,

Yours faithfully,
For Cholamandalam Investment and Finance Company Limited



P Sujatha
Company Secretary

Encl.: As above

Format of Holding of Specified securities

Share Holding Pattern as on 30.09.2018			
1.	Name of Listed Entity:	CHOLAMANDALAM INVESTMENT AND FINANCE COMPANY LIMITED	
2.	Scrip Code/Name of Scrip/Class of Security:	BSE - 511243 / NSE - CHOLAFIN Equity Shares	
3.	Share Holding Pattern Filed under: Reg.31(1)(a)/Reg.31(1)(b)/Reg.31(1)(c)		
	a. if under 31(1)(a) then indicate the report for one day prior to listing of its securities on the stock exchange(s)		
	b. if under 31(1)(b) then indicate the report for quarter ending	30-Sep-18	
	c. if under 31(1)(c) then indicate date of allotment/extinguishment		
4.	Declaration : The Listed entity is required to submit the following declaration to the extent of submission of information:		
	Particulars	YES*	NO*
	a Whether the Listed Entity has issued any partly paid up shares		NO
	b Whether the Listed Entity has issued any Convertible Securities or Warrants?		NO
	c Whether the Listed Entity has any shares against which depository receipts are issued?		NO
	d Whether the Listed Entity has any shares in locked-in?		NO
	e Whether any shares held by promoters are pledge or otherwise encumbered?		NO

*if the Listed Entity selects the option 'NO' for the questions above, the columns for the partly paid up shares, Outstanding Convertible Securities/Warrants, depository receipts, locked-in shares, No of shares pledged or otherwise encumbered by promoters, as applicable, shall not be displayed at the time of dissemination on the Stock Exchange website. Also wherever there is 'No' declared by Listed entity in above table the values will be considered as 'Zero' by default on submission of the format of holding of specified securities.

5 The tabular format for disclosure of holding of specified securities is as follows:



Table I - Summary Statement holding of specified securities

Category	Category of Shareholder	No of Shareholders	No of fully paid up equity shares held	No of Partly paid-up equity shares held	No of Shares Underlying Depository Receipts	Total No of Shares Held (VII) = (IV)+(V)+(VI)	Shareholding as a % of total no of shares (As a % of (A+B+C2))	Number of Voting Rights held in each class of securities			No of Shares Underlying Outstanding convertible securities (Including Warrants)	Shareholding as a % assuming full conversion of convertible Securities (as a percentage of diluted share capital)	Number of Locked in Shares		Number of Shares pledged or otherwise encumbered		Number of equity shares held in dematerialized form	
								No of Voting Rights		Total as a % of (A+B+C)			No.	As a % of total Shares held	No.	As a % of total Shares held		
(I)	(II)	(III)	(IV)	(V)	(VI)	(VII)	(VIII)	Class X	Class Y	Total	(X)	(XI)	(XII)	(XIII)	(XIV)			
(A)	Promoter & Promoter Group	59	82956520	0	0	82956520	53.06	82956520	0	82956520	53.06	0	53.06	0	0.00	0	0.00	82956520
(B)	Public	44331	73395198	0	0	73395198	46.94	73395198	0	73395198	46.94	0	46.94	0	0.00	NA	NA	73061944
(C)	Non Promoter-Non Public																	
(C1)	Shares underlying DRs	0	0	0	0	0	NA	0	0	0	0.00	0	NA	0	0.00	NA	NA	0
(C2)	Shares held by Employees Trusts	0	0	0	0	0	0.00	0	0	0	0.00	0	0.00	0	0.00	NA	NA	0
	Total:	44390	156351718	0	0	156351718	100.00	156351718	0	156351718	100.00	0	100.00	0	0.00	0	0.00	156018464




Table II - Statement showing shareholding pattern of the Promoter and Promoter Group

Category	Category & Name of the Shareholder	No of Shareholders	No of fully paid up equity shares held	No of Partly paid-up equity shares held	No of Shares Underlying Depository Receipts	Total No of Shares Held (IV+V+VI)	Shareholding as a % of total no of shares (calculated as per SCRR, 1957 (VIII) As a % of (A+B+C2)	Number of Voting Rights held in each class of securities			No of Shares Underlying Outstanding convertible securities (Including Warrants)	Shareholding as a % assuming full conversion of convertible Securities (as a percentage of diluted share capital) (VII)+(X) As a % of (A+B+C2)	Number of Locked in Shares		Number of Shares pledged or otherwise encumbered		Number of equity shares held in dematerialized form
								Class X	Class Y	Total			No.	As a % of total Shares held	No.	As a % of total Shares held	
(I)	(II)	(III)	(IV)	(V)	(VI)	(VII)	(VIII)	(IX)	(X)	(XI)	(XII)	(XIII)	(XIV)				
(1)	Indian																
(a)	Individuals/Hindu undivided Family	38	2895836	0	0	2895836	1.85	2895836	0	2895836	1.85	0	0.00	0	0.00	0	2895836
	UMAYAL.R.	1	9891	0	0	9891	0.01	9891	0	9891	0.01	0	0.00	0	0.00	0	9891
	M.A.ALAGAPPAN (Holds shares on behalf of Kadamane Estates)	1	71170	0	0	71170	0.05	71170	0	71170	0.05	0	0.00	0	0.00	0	71170
	VALLI ANNAMALAI	1	2500	0	0	2500	0.00	2500	0	2500	0.00	0	0.00	0	0.00	0	2500
	M VELLACHI	1	38932	0	0	38932	0.02	38932	0	38932	0.02	0	0.00	0	0.00	0	38932
	VALLI SUBBIAH	1	644	0	0	644	0.00	644	0	644	0.00	0	0.00	0	0.00	0	644
	M A M ARUNACHALAM	1	10000	0	0	10000	0.01	10000	0	10000	0.01	0	0.00	0	0.00	0	10000
	ARUN ALAGAPPAN	1	190000	0	0	190000	0.12	190000	0	190000	0.12	0	0.00	0	0.00	0	190000
	M.A.ALAGAPPAN	1	492376	0	0	492376	0.31	492376	0	492376	0.31	0	0.00	0	0.00	0	492376
	LAKSHMI CHOCKA LINGAM	1	1337	0	0	1337	0.00	1337	0	1337	0.00	0	0.00	0	0.00	0	1337
	A VELLAYAN	1	27157	0	0	27157	0.02	27157	0	27157	0.02	0	0.00	0	0.00	0	27157
	M M VENKATACHALAM	1	94826	0	0	94826	0.06	94826	0	94826	0.06	0	0.00	0	0.00	0	94826
	LAKSHMI VENKATACHALAM	1	119336	0	0	119336	0.08	119336	0	119336	0.08	0	0.00	0	0.00	0	119336
	LALITHA VELLAYAN	1	27926	0	0	27926	0.02	27926	0	27926	0.02	0	0.00	0	0.00	0	27926
	MEYYAMMAI VENKATACHALAM	1	10051	0	0	10051	0.01	10051	0	10051	0.01	0	0.00	0	0.00	0	10051
	M V VALLI MURUGAPPAN	1	431270	0	0	431270	0.28	431270	0	431270	0.28	0	0.00	0	0.00	0	431270
	S VELLAYAN	1	245493	0	0	245493	0.16	245493	0	245493	0.16	0	0.00	0	0.00	0	245493
	M M MURUGAPPAN	1	18418	0	0	18418	0.01	18418	0	18418	0.01	0	0.00	0	0.00	0	18418
	A M MEYYAMMAI	1	50376	0	0	50376	0.03	50376	0	50376	0.03	0	0.00	0	0.00	0	50376
	M V SUBBIAH (In the capacity of Karta of HUF)	1	2000	0	0	2000	0.00	2000	0	2000	0.00	0	0.00	0	0.00	0	2000
	MEENAKSHI MURUGAPPAN	1	75973	0	0	75973	0.05	75973	0	75973	0.05	0	0.00	0	0.00	0	75973
	M V SEETHA SUBBIAH	1	86727	0	0	86727	0.06	86727	0	86727	0.06	0	0.00	0	0.00	0	86727
	M V SUBBIAH	1	312925	0	0	312925	0.20	312925	0	312925	0.20	0	0.00	0	0.00	0	312925
	VALLI ALAGAPPAN	1	1000	0	0	1000	0.00	1000	0	1000	0.00	0	0.00	0	0.00	0	1000
	A VENKATACHALAM	1	41921	0	0	41921	0.03	41921	0	41921	0.03	0	0.00	0	0.00	0	41921
	V NARAYANAN	1	50800	0	0	50800	0.03	50800	0	50800	0.03	0	0.00	0	0.00	0	50800
	V ARUNACHALAM	1	48503	0	0	48503	0.03	48503	0	48503	0.03	0	0.00	0	0.00	0	48503
	ARUN VENKATACHALAM	1	80750	0	0	80750	0.05	80750	0	80750	0.05	0	0.00	0	0.00	0	80750
	SOLACHI RAMANATHAN	1	4000	0	0	4000	0.00	4000	0	4000	0.00	0	0.00	0	0.00	0	4000
	VEDIKA MEYYAMMAI ARUNACHALAM	1	21656	0	0	21656	0.01	21656	0	21656	0.01	0	0.00	0	0.00	0	21656
	A V NAGALAKSHMI	1	3192	0	0	3192	0.00	3192	0	3192	0.00	0	0.00	0	0.00	0	3192
	M V AR MEENAKSHI	1	170631	0	0	170631	0.11	170631	0	170631	0.11	0	0.00	0	0.00	0	170631
	A.KEERTIKA UNNAMALAI	1	50688	0	0	50688	0.03	50688	0	50688	0.03	0	0.00	0	0.00	0	50688
	SIGAPI ARUNACHALAM	1	14851	0	0	14851	0.01	14851	0	14851	0.01	0	0.00	0	0.00	0	14851
	V VASANTHA	1	250	0	0	250	0.00	250	0	250	0.00	0	0.00	0	0.00	0	250
	DHRUV M ARUNACHALAM	1	10000	0	0	10000	0.01	10000	0	10000	0.01	0	0.00	0	0.00	0	10000
	VALLIAMMAI MURUGAPPAN	1	2578	0	0	2578	0.00	2578	0	2578	0.00	0	0.00	0	0.00	0	2578
	KANIKA SUBBIAH	1	13400	0	0	13400	0.01	13400	0	13400	0.01	0	0.00	0	0.00	0	13400
	PRANAV ALAGAPPAN	1	62288	0	0	62288	0.04	62288	0	62288	0.04	0	0.00	0	0.00	0	62288
	M.V.MURUGAPPAN		0	0	0	0	0.00	0	0	0	0.00	0	0.00	0	0.00	0	0
	Valli Muthiah		0	0	0	0	0.00	0	0	0	0.00	0	0.00	0	0.00	0	0
	Valli Arunachalam		0	0	0	0	0.00	0	0	0	0.00	0	0.00	0	0.00	0	0
	M A Alagappan (HUF)		0	0	0	0	0.00	0	0	0	0.00	0	0.00	0	0.00	0	0
	M A Alagappan (HUF)		0	0	0	0	0.00	0	0	0	0.00	0	0.00	0	0.00	0	0
	A Vellayan (HUF)		0	0	0	0	0.00	0	0	0	0.00	0	0.00	0	0.00	0	0
	A Venkatchalam (HUF)		0	0	0	0	0.00	0	0	0	0.00	0	0.00	0	0.00	0	0
	Baby Anannya Lalitha Arunachalam		0	0	0	0	0.00	0	0	0	0.00	0	0.00	0	0.00	0	0
	M M Murugappan (HUF)		0	0	0	0	0.00	0	0	0	0.00	0	0.00	0	0.00	0	0
	M M Murugappan (HUF)		0	0	0	0	0.00	0	0	0	0.00	0	0.00	0	0.00	0	0
	M M Seethalakshmi		0	0	0	0	0.00	0	0	0	0.00	0	0.00	0	0.00	0	0
	M A M Arunachalam (HUF)		0	0	0	0	0.00	0	0	0	0.00	0	0.00	0	0.00	0	0
	Niranthara Alamelu Jawahar		0	0	0	0	0.00	0	0	0	0.00	0	0.00	0	0.00	0	0




Table II - Statement showing shareholding pattern of the Promoter and Promoter Group

Category	Category & Name of the Shareholder	No of Shareholders	No of fully paid up equity shares held	No of Partly paid-up equity shares held	No of Shares Underlying Depository Receipts	Total No of Shares Held (IV+V+VI)	Shareholding as a % of total no of shares (calculated as per SCRR, 1957 (VIII) As a % of (A+B+C2)	Number of Voting Rights held in each class of securities			No of Shares Underlying convertible securities (Including Warrants)	Shareholding as a % assuming full conversion of convertible Securities (as a percentage of diluted share capital) (VII)+(X) As a % of (A+B+C2)	Number of Locked in Shares		Number of Shares pledged or otherwise encumbered		Number of equity shares held in dematerialized form	
								No of Voting Rights					Total as a % of (A+B+C)	No.	As a % of total Shares held	No.		As a % of total Shares held
								Class X	Class Y	Total								
	(I)	(III)	(IV)	(V)	(VI)	(VII)	(VIII)	(IX)	(X)	(XI)	(XII)	(XIII)	(XIV)					
	Sivagami Natesan		0	0	0	0	0	0	0.00	0	0	0	0.00	0	0.00	0	0.00	0
	MASTER Kabir Subbiah		0	0	0	0	0	0	0.00	0	0	0	0.00	0	0.00	0	0.00	0
	MASTER Karthik Subbiah		0	0	0	0	0	0	0.00	0	0	0	0.00	0	0.00	0	0.00	0
	M V Murugappan HUF (Karta - Valli Arunachalam)		0	0	0	0	0	0	0.00	0	0	0	0.00	0	0.00	0	0.00	0
	LAKSHMI RAMASWAMY		0	0	0	0	0	0	0.00	0	0	0	0.00	0	0.00	0	0.00	0
	A A ALAGAMMAI		0	0	0	0	0	0	0.00	0	0	0	0.00	0	0.00	0	0.00	0
	M M Muthiah		0	0	0	0	0	0	0.00	0	0	0	0.00	0	0.00	0	0.00	0
	M V Muthiah		0	0	0	0	0	0	0.00	0	0	0	0.00	0	0.00	0	0.00	0
	M V Subramanian		0	0	0	0	0	0	0.00	0	0	0	0.00	0	0.00	0	0.00	0
(b)	Central Government/State Government(s)	0	0	0	0	0	0.00	0	0	0	0.00	0	0.00	0	0.00	0	0.00	0
(c)	Financial Institutions/Banks	0	0	0	0	0	0.00	0	0	0	0.00	0	0.00	0	0.00	0	0.00	0
(d)	Any Other	21	80060684	0	0	80060684	51.21	80060684	0	80060684	51.21	0	51.21	0	0.00	0	0.00	80060684
	AMBADI ENTERPRISES LTD	1	58276	0	0	58276	0.04	58276	0	58276	0.04	0	0.04	0	0.00	0	0.00	58276
	A M M VELLAYAN SONS P LTD	1	5315	0	0	5315	0.00	5315	0	5315	0.00	0	0.00	0	0.00	0	0.00	5315
	CARBORUNDUM UNIVERSAL LIMITED	1	100	0	0	100	0.00	100	0	100	0.00	0	0.00	0	0.00	0	0.00	100
	E.I.D.PARRY (INDIA) LTD.	1	393	0	0	393	0.00	393	0	393	0.00	0	0.00	0	0.00	0	0.00	393
	M.M.MUTHIAH RESEARCH FOUNDATION	1	28350	0	0	28350	0.02	28350	0	28350	0.02	0	0.02	0	0.00	0	0.00	28350
	AMBADI INVESTMENTS LIMITED (formerly Ambadi Investments Private Limited)	1	6919374	0	0	6919374	4.43	6919374	0	6919374	4.43	0	4.43	0	0.00	0	0.00	6919374
	PARRY ENTERPRISES INDIA LTD	1	393	0	0	393	0.00	393	0	393	0.00	0	0.00	0	0.00	0	0.00	393
	TI FINANCIAL HOLDINGS LTD (Formerly, Tube Investments of India Ltd.)	1	72533019	0	0	72533019	46.39	72533019	0	72533019	46.39	0	46.39	0	0.00	0	0.00	72533019
	COROMANDEL ENGINEERING COMPANY LIMITED	1	262	0	0	262	0.00	262	0	262	0.00	0	0.00	0	0.00	0	0.00	262
	AR LAKSHMI ACHI TRUST	1	95429	0	0	95429	0.06	95429	0	95429	0.06	0	0.06	0	0.00	0	0.00	95429
	M A ALAGAPPAN HOLDINGS PRIVATE LIMITED	1	31000	0	0	31000	0.02	31000	0	31000	0.02	0	0.02	0	0.00	0	0.00	31000
	MURUGAPPA EDUCATIONAL AND MEDICAL FOUNDATION	1	393	0	0	393	0.00	393	0	393	0.00	0	0.00	0	0.00	0	0.00	393
	M A MURUGAPPAN HOLDINGS PRIVATE LIMITED	1	15000	0	0	15000	0.01	15000	0	15000	0.01	0	0.01	0	0.00	0	0.00	15000
	A A ALAGAMMAI (A A Alagammai & Lakshmi Ramaswamy holds shares on behalf of Lakshmi Ramaswamy Family Trust)	1	117126	0	0	117126	0.07	117126	0	117126	0.07	0	0.07	0	0.00	0	0.00	117126
	SIGAPI ARUNACHALAM (Sigapi Arunachalam jointly holds shares with M A M Arunachalam and A M Meyyammai on behalf of Murugappan Arunachalam Children Trust)	1	14881	0	0	14881	0.01	14881	0	14881	0.01	0	0.01	0	0.00	0	0.00	14881
	S.VELLAYAN (S Vellayan jointly holds shares with A Vellayan on behalf of the Valli Subbiah Benefit Trust)	1	46675	0	0	46675	0.03	46675	0	46675	0.03	0	0.03	0	0.00	0	0.00	46675
	M V SUBBIAH (M V Subbiah jointly holds shares with Kanika Subbiah on behalf of the V S Bhairavi Trust)	1	45000	0	0	45000	0.03	45000	0	45000	0.03	0	0.03	0	0.00	0	0.00	45000



Table II - Statement showing shareholding pattern of the Promoter and Promoter Group

Category	Category & Name of the Shareholder	No of Shareholders	No of fully paid up equity shares held	No of Partly paid-up equity shares held	No of Shares Underlying Depository Receipts	Total No of Shares Held (IV+V+VI)	Shareholding as a % of total no of shares (calculated as per SCRR, 1957 (VIII) As a % of (A+B+C2)	Number of Voting Rights held in each class of securities			No of Shares Underlying Outstanding convertible securities (Including Warrants)	Shareholding as a % assuming full conversion of convertible Securities (as a percentage of diluted share capital) (VII)+(X) As a % of (A+B+C2)	Number of Locked in Shares		Number of Shares pledged or otherwise encumbered		Number of equity shares held in dematerialized form	
								No of Voting Rights		Total as a % of (A+B+C)			No.	As a % of total Shares held	No.	As a % of total Shares held		
								Class X	Class Y									Total
	(I)	(III)	(IV)	(V)	(VI)	(VII)	(VIII)	(IX)	(X)	(XI)	(XII)	(XIII)	(XIV)					
	M A M ARUNACHALAM (MAM Arunachalam jointly holds shares with Sigappi Arunachalam on behalf of the Arun Murugappan Children's Trust)	1	28232	0	0	28232	0.02	28232	0	28232	0.02	0	0.02	0	0.00	0	0.00	28232
	ARUN ALAGAPPAN (Arun Alagappan jointly holds shares with A A Alagammai on behalf of the MA.Alagappan Grand Children Trust)	1	30250	0	0	30250	0.02	30250	0	30250	0.02	0	0.02	0	0.00	0	0.00	30250
	M V SUBBIAH (M V Subbiah jointly holds shares with S Vellayan on behalf of the K S Shambhavi Trust)	1	38416	0	0	38416	0.02	38416	0	38416	0.02	0	0.02	0	0.00	0	0.00	38416
	S.VELLAYAN (S Vellayan jointly holds shares with A Vellayan holds shares on behalf of the M V Seetha Subbiah Benefit Trust)	1	52800	0	0	52800	0.03	52800	0	52800	0.03	0	0.03	0	0.00	0	0.00	52800
	Parry America Inc	0	0	0	0	0	0.00	0	0	0	0.00	0	0.00	0	0.00	0	0.00	0
	Parrys Investments Limited	0	0	0	0	0	0.00	0	0	0	0.00	0	0.00	0	0.00	0	0.00	0
	Parry Infrastructure Company Private Limited	0	0	0	0	0	0.00	0	0	0	0.00	0	0.00	0	0.00	0	0.00	0
	Parrys Sugar Limited	0	0	0	0	0	0.00	0	0	0	0.00	0	0.00	0	0.00	0	0.00	0
	Parry Agrochem Exports Ltd	0	0	0	0	0	0.00	0	0	0	0.00	0	0.00	0	0.00	0	0.00	0
	Coromandel International Ltd (Earlier known as Coromandel Fertilisers Ltd.)	0	0	0	0	0	0.00	0	0	0	0.00	0	0.00	0	0.00	0	0.00	0
	Alimtec S.A.	0	0	0	0	0	0.00	0	0	0	0.00	0	0.00	0	0.00	0	0.00	0
	Liberty Pesticides & Fertilizers Limited (LPFL)	0	0	0	0	0	0.00	0	0	0	0.00	0	0.00	0	0.00	0	0.00	0
	Parry Chemicals Limited	0	0	0	0	0	0.00	0	0	0	0.00	0	0.00	0	0.00	0	0.00	0
	CFL Mauritius Limited	0	0	0	0	0	0.00	0	0	0	0.00	0	0.00	0	0.00	0	0.00	0
	Sabero Europe BV	0	0	0	0	0	0.00	0	0	0	0.00	0	0.00	0	0.00	0	0.00	0
	Sabero Australia Pty Ltd	0	0	0	0	0	0.00	0	0	0	0.00	0	0.00	0	0.00	0	0.00	0
	Sabero Organics America SA	0	0	0	0	0	0.00	0	0	0	0.00	0	0.00	0	0.00	0	0.00	0
	Sabero Argentina SA	0	0	0	0	0	0.00	0	0	0	0.00	0	0.00	0	0.00	0	0.00	0
	Sabero Organics Philippines Asia Inc.	0	0	0	0	0	0.00	0	0	0	0.00	0	0.00	0	0.00	0	0.00	0
	Coromandel Agronegocios De Mexico S.A. DE C.V. (Formerly Sabero Organics Mexico S.A. de C.V.)	0	0	0	0	0	0.00	0	0	0	0.00	0	0.00	0	0.00	0	0.00	0
	Coromandel Brasil Ltda (Limited Liability Company)	0	0	0	0	0	0.00	0	0	0	0.00	0	0.00	0	0.00	0	0.00	0
	Coromandel SQM (India) Private Ltd.	0	0	0	0	0	0.00	0	0	0	0.00	0	0.00	0	0.00	0	0.00	0
	Yanmar Coromandel Agrisolutions Pvt. Ltd.	0	0	0	0	0	0.00	0	0	0	0.00	0	0.00	0	0.00	0	0.00	0
	Tunisian Indian Fertilizer S.A., Tunisia	0	0	0	0	0	0.00	0	0	0	0.00	0	0.00	0	0.00	0	0.00	0
	Foskor (Pty) Limited, South Africa	0	0	0	0	0	0.00	0	0	0	0.00	0	0.00	0	0.00	0	0.00	0
	US Nutraceuticals LLC	0	0	0	0	0	0.00	0	0	0	0.00	0	0.00	0	0.00	0	0.00	0
	Parry Sugars Refinery India Pvt. Ltd. (Formerly known as Silkroad Sugar Private Ltd)	0	0	0	0	0	0.00	0	0	0	0.00	0	0.00	0	0.00	0	0.00	0
	Algavista Greentech Private Limited	0	0	0	0	0	0.00	0	0	0	0.00	0	0.00	0	0.00	0	0.00	0
	La Bella Botanics LLC	0	0	0	0	0	0.00	0	0	0	0.00	0	0.00	0	0.00	0	0.00	0




Table II - Statement showing shareholding pattern of the Promoter and Promoter Group

Category	Category & Name of the Shareholder	No of Shareholders	No of fully paid up equity shares held	No of Partly paid-up equity shares held	No of Shares Underlying Depository Receipts	Total No of Shares Held (IV+V+VI)	Shareholding as a % of total no of shares (calculated as per SCRR, 1957 (VIII) As a % of (A+B+C2)	Number of Voting Rights held in each class of securities			No of Shares Underlying convertible securities (Including Warrants)	Shareholding as a % assuming full conversion of convertible Securities (as a percentage of diluted share capital) (VII)+(X) As a % of (A+B+C2)	Number of Locked in Shares		Number of Shares pledged or otherwise encumbered		Number of equity shares held in dematerialized form	
								No of Voting Rights					Total as a % of (A+B+C)	No.	As a % of total Shares held	No.		As a % of total Shares held
								Class X	Class Y	Total								
	(I)	(III)	(IV)	(V)	(VI)	(VII)	(VIII)	(IX)			(X)	(XI)	(XII)		(XIII)	(XIV)		
	Dare Investments Limited	0	0	0	0	0	0.00	0	0	0	0.00	0	0.00	0	0.00	0	0.00	0
	New Ambadi Estates Pvt. Ltd.	0	0	0	0	0	0.00	0	0	0	0.00	0	0.00	0	0.00	0	0.00	0
	Parry Agro Industries Ltd. (Formerly Parry Estates Limited)	0	0	0	0	0	0.00	0	0	0	0.00	0	0.00	0	0.00	0	0.00	0
	Murugappa Management Services Ltd.	0	0	0	0	0	0.00	0	0	0	0.00	0	0.00	0	0.00	0	0.00	0
	Parry Murray Ltd. UK	0	0	0	0	0	0.00	0	0	0	0.00	0	0.00	0	0.00	0	0.00	0
	Tube Investments of India Ltd. (Formerly, TI Financial Holdings Ltd.)	0	0	0	0	0	0.00	0	0	0	0.00	0	0.00	0	0.00	0	0.00	0
	TI Tsubamex Pvt Ltd	0	0	0	0	0	0.00	0	0	0	0.00	0	0.00	0	0.00	0	0.00	0
	Financiere C 10	0	0	0	0	0	0.00	0	0	0	0.00	0	0.00	0	0.00	0	0.00	0
	Sedis, SAS	0	0	0	0	0	0.00	0	0	0	0.00	0	0.00	0	0.00	0	0.00	0
	Sedis Company Ltd.	0	0	0	0	0	0.00	0	0	0	0.00	0	0.00	0	0.00	0	0.00	0
	Sedis GmbH	0	0	0	0	0	0.00	0	0	0	0.00	0	0.00	0	0.00	0	0.00	0
	Great Cycles (Private) Limited	0	0	0	0	0	0.00	0	0	0	0.00	0	0.00	0	0.00	0	0.00	0
	Creative Cycles (Private) Limited	0	0	0	0	0	0.00	0	0	0	0.00	0	0.00	0	0.00	0	0.00	0
	Shanthy Gears Ltd.	0	0	0	0	0	0.00	0	0	0	0.00	0	0.00	0	0.00	0	0.00	0
	Cholamandalam Securities Ltd.	0	0	0	0	0	0.00	0	0	0	0.00	0	0.00	0	0.00	0	0.00	0
	Cholamandalam Home Finance Limited (formerly Cholamandalam Distribution Services Limited)	0	0	0	0	0	0.00	0	0	0	0.00	0	0.00	0	0.00	0	0.00	0
	Chola Insurance Distribution Services Pvt. Ltd. (Formerly Chola Insurance Services Pvt. Ltd.)	0	0	0	0	0	0.00	0	0	0	0.00	0	0.00	0	0.00	0	0.00	0
	Chola Business Services Ltd.	0	0	0	0	0	0.00	0	0	0	0.00	0	0.00	0	0.00	0	0.00	0
	Cholamandalam Investment and Finance Company Limited	0	0	0	0	0	0.00	0	0	0	0.00	0	0.00	0	0.00	0	0.00	0
	Kartik Investments Trust Limited	0	0	0	0	0	0.00	0	0	0	0.00	0	0.00	0	0.00	0	0.00	0
	CherryTin Online Private Limited	0	0	0	0	0	0.00	0	0	0	0.00	0	0.00	0	0.00	0	0.00	0
	Cholamandalam MS General Insurance Company Ltd.	0	0	0	0	0	0.00	0	0	0	0.00	0	0.00	0	0.00	0	0.00	0
	Cholamandalam MS Risk Services Ltd.	0	0	0	0	0	0.00	0	0	0	0.00	0	0.00	0	0.00	0	0.00	0
	Chola People Services Private Ltd.	0	0	0	0	0	0.00	0	0	0	0.00	0	0.00	0	0.00	0	0.00	0
	Cholamandalam Health Insurance Ltd.	0	0	0	0	0	0.00	0	0	0	0.00	0	0.00	0	0.00	0	0.00	0
	CUMI America Inc.	0	0	0	0	0	0.00	0	0	0	0.00	0	0.00	0	0.00	0	0.00	0
	Net Access (India) limited	0	0	0	0	0	0.00	0	0	0	0.00	0	0.00	0	0.00	0	0.00	0
	Southern Energy Development Corporation Ltd.	0	0	0	0	0	0.00	0	0	0	0.00	0	0.00	0	0.00	0	0.00	0
	Sterling Abrasives Ltd.	0	0	0	0	0	0.00	0	0	0	0.00	0	0.00	0	0.00	0	0.00	0
	CUMI (Australia) Pty Ltd	0	0	0	0	0	0.00	0	0	0	0.00	0	0.00	0	0.00	0	0.00	0
	CUMI Middle East FZE	0	0	0	0	0	0.00	0	0	0	0.00	0	0.00	0	0.00	0	0.00	0
	CUMI International Ltd	0	0	0	0	0	0.00	0	0	0	0.00	0	0.00	0	0.00	0	0.00	0
	Volzhsky Abrasives Works	0	0	0	0	0	0.00	0	0	0	0.00	0	0.00	0	0.00	0	0.00	0
	Foskor Zirconia Pty Limited, South Africa	0	0	0	0	0	0.00	0	0	0	0.00	0	0.00	0	0.00	0	0.00	0
	CUMI Abrasives and Ceramics Company Ltd, China	0	0	0	0	0	0.00	0	0	0	0.00	0	0.00	0	0.00	0	0.00	0
	CUMI Europe s.r.o	0	0	0	0	0	0.00	0	0	0	0.00	0	0.00	0	0.00	0	0.00	0
	Thukela Refractories Isithebe Proprietary Limited	0	0	0	0	0	0.00	0	0	0	0.00	0	0.00	0	0.00	0	0.00	0
	Wendt (India) Ltd.	0	0	0	0	0	0.00	0	0	0	0.00	0	0.00	0	0.00	0	0.00	0




Table II - Statement showing shareholding pattern of the Promoter and Promoter Group

Category	Category & Name of the Shareholder	No of Shareholders	No of fully paid up equity shares held	No of Partly paid-up equity shares held	No of Shares Underlying Depository Receipts	Total No of Shares Held (IV+V+VI)	Shareholding as a % of total no of shares (calculated as per SCRR, 1957 (VIII) As a % of (A+B+C2)	Number of Voting Rights held in each class of securities			No of Shares Underlying Outstanding convertible securities (Including Warrants)	Shareholding as a % assuming full conversion of convertible Securities (as a percentage of diluted share capital) (VII)+(X) As a % of (A+B+C2)	Number of Locked in Shares		Number of Shares pledged or otherwise encumbered		Number of equity shares held in dematerialized form		
								No of Voting Rights					Total as a % of (A+B+C)	No.	As a % of total Shares held	No.		As a % of total Shares held	
								Class X	Class Y	Total									
	(I)	(III)	(IV)	(V)	(VI)	(VII)	(VIII)	(IX)			(X)	(XI)	(XII)		(XIII)	(XIV)			
	Murugappa Morgan Thermal Ceramics Ltd.	0	0	0	0	0	0.00	0	0	0	0.00	0	0	0.00	0	0.00	0	0.00	0
	CIRIA India Ltd.	0	0	0	0	0	0.00	0	0	0	0.00	0	0	0.00	0	0.00	0	0.00	0
	MM Muthiah Sons P Ltd.	0	0	0	0	0	0.00	0	0	0	0.00	0	0	0.00	0	0.00	0	0.00	0
	Yelnoorkhan Group Estates	0	0	0	0	0	0.00	0	0	0	0.00	0	0	0.00	0	0.00	0	0.00	0
	Murugappa & Sons (M.V.MURUGAPPAN, M A Alagappan and M M Murugappan hold shares on behalf of the Firm)	0	0	0	0	0	0.00	0	0	0	0.00	0	0	0.00	0	0.00	0	0.00	0
	AMM Foundation	0	0	0	0	0	0.00	0	0	0	0.00	0	0	0.00	0	0.00	0	0.00	0
	Genfour Properties Pvt. Ltd.	0	0	0	0	0	0.00	0	0	0	0.00	0	0	0.00	0	0.00	0	0.00	0
	M M Muthiah Family Trust (M M Murugappan & M M Muthiah holds shares on behalf of the Trust)	0	0	0	0	0	0.00	0	0	0	0.00	0	0	0.00	0	0.00	0	0.00	0
	M M Veerappan Family Trust (M M Murugappan & Meenakshi Murugappan holds shares on behalf of the Trust)	0	0	0	0	0	0.00	0	0	0	0.00	0	0	0.00	0	0.00	0	0.00	0
	M V Muthiah Family Trust (M M Venkatachalam and M V Muthiah holds shares on behalf of the Trust)	0	0	0	0	0	0.00	0	0	0	0.00	0	0	0.00	0	0.00	0	0.00	0
	M V Subramanian Family Trust (M M Venkatachalam & M V Subramanian holds shares on behalf of the Trust)	0	0	0	0	0	0.00	0	0	0	0.00	0	0	0.00	0	0.00	0	0.00	0
	Sub-Total (A)(1)	59	82956520	0	0	82956520	53.06	82956520	0	82956520	53.06	0	53.06	0	0.00	0	0.00	82956520	
(2)	Foreign																		
(a)	Individuals (Non-Resident Individuals/Foreign Individuals)	0	0	0	0	0	0.00	0	0	0	0.00	0	0	0.00	0	0.00	0	0.00	0
(b)	Government	0	0	0	0	0	0.00	0	0	0	0.00	0	0	0.00	0	0.00	0	0.00	0
(c)	Institutions	0	0	0	0	0	0.00	0	0	0	0.00	0	0	0.00	0	0.00	0	0.00	0
(d)	Foreign Portfolio Investor	0	0	0	0	0	0.00	0	0	0	0.00	0	0	0.00	0	0.00	0	0.00	0
(e)	Any Other	0	0	0	0	0	0.00	0	0	0	0.00	0	0	0.00	0	0.00	0	0.00	0
	M M Veerappan	0	0	0	0	0	0.00	0	0	0	0.00	0	0	0.00	0	0.00	0	0.00	0
	Sub-Total (A)(2)	0	0	0	0	0	0.00	0	0	0	0.00	0	0	0.00	0	0.00	0	0.00	0
	Total Shareholding of Promoter and Promoter Group (A)=(A)(1)+(A)(2)	59	82956520	0	0	82956520	53.06	82956520	0	82956520	53.06	0	53.06	0	0.00	0	0.00	82956520	




Table III - Statement showing shareholding pattern of the Public shareholder

Category	Category & Name of the Shareholder	No of Shareholders	Total No of Shares Held (IV+V+VI)	Shareholding as a % of total no of shares (A+B+C2)	Number of equity shares held in dematerialized form
	(I)	(III)	(VII)	(VIII)	(XIV)
(1)	Institutions				
(a)	Mutual Funds	26	23964698	15.33	23964598
	ADITYA BIRLA SUN LIFE TRUSTEE PRIVATE LIMITED A/C ADITYA BIRLA SUN LIFE EQUITY SAVINGS FUND	1	4848300	3.10	4848300
	L&T MUTUAL FUND TRUSTEE LIMITED - L&T EMERGING OPPORTUNITIES FUND - SERIES I	1	1789400	1.14	1789400
	HDFC TRUSTEE COMPANY LTD- HDFC EQUITY SAVING FUND	1	5914322	3.78	5914322
	SBI MAGNUM MIDCAP FUND	1	4325701	2.77	4325701
(b)	Venture Capital Funds	0	0	0.00	0
(c)	Alternate Investment Funds	9	913845	0.58	913845
(d)	Foreign Venture Capital Investors	0	0	0.00	0
(e)	Foreign Portfolio Investors	119	31980093	20.45	31980093
	OPPENHEIMER DEVELOPING MARKETS FUND	1	6924201	4.43	6924201
	SMALLCAP WORLD FUND, INC	1	1573000	1.01	1573000
	MATTHEWS INDIA FUND	1	2600973	1.66	2600973
	CARTICA CAPITAL LTD	1	8891865	5.69	8891865
(f)	Financial Institutions/Banks	4	15269	0.01	15269
(g)	Insurance Companies	0	0	0.00	0
(h)	Provident Funds/Pension Funds	0	0	0.00	0
(i)	Any Other				
	FOREIGN NATIONALS	2	468	0.00	468
	Sub Total (B)(1)	160	56874373	36.38	56874273
(2)	Central Government/State Government(s)/President of India	0	0	0.00	0
	Sub Total (B)(2)	0	0	0.00	0
(3)	Non-Institutions				
(a)	i. Individual shareholders holding nominal share capital up to Rs.2 lakhs	41373	8298759	5.31	7977304
	ii. Individual shareholders holding nominal share capital in excess of Rs. 2 Lakhs	32	1278588	0.82	1278588
(b)	NBFCs Registered with RBI	6	6556	0.00	6556
(c)	Employee Trusts	0	0	0.00	0
(d)	Overseas Depositories (Holding DRs)(Balancing figure)	0	0	0.00	0
(e)	Any Other				
	TRUSTS	9	237552	0.15	237552
	NON RESIDENT INDIANS	1196	291696	0.19	281994
	CLEARING MEMBERS	96	500362	0.32	500362
	NON RESIDENT INDIAN NON REPATRIABLE	549	165903	0.11	165903
	BODIES CORPORATES	909	5683149	3.63	5681152
	HDFC STANDARD LIFE INSURANCE COMPANY LIMITED	1	1888797	1.21	1888797
	I E P F	1	58260	0.04	58260
	Sub Total (B)(3)	44171	16520825	10.57	16187671
	Total Public Shareholding (B) = (B)(1)+(B)(2)+(B)(3)	44331	73395198	46.94	73061944




Table IV - Statement showing shareholding pattern of the Non Promoter - Non Public Shareholder

Category	Category & Name of the Shareholder	PAN	No of Shareholders	No of fully paid up equity shares held	No of Partly paid-up equity shares held	No of Shares Underlying Depository Receipts	Total No of Shares Held (IV+V+VI)	Shareholding as a % of total no of shares (A+B+C2)	Number of Voting Rights held in each class of securities			No of Shares Underlying Outstanding convertible securities (Including Warrants)	Shareholding as a % assuming full conversion of convertible Securities (as a percentage of diluted share capital)	Number of Locked in Shares		Number of Shares pledged or otherwise encumbered		Number of equity shares held in dematerialized form	
									No of Voting Rights	Total as a % of (A+B+C)				No.	As a % of total Shares held	No.	As a % of total Shares held		
								Class X Class Y Total											
		(I)	(II)	(III)	(IV)	(V)	(VI)	(VII)	(IX)			(X)	(XI)	(XII)		(XIII)	(XIV)		
(1)	Custodian/DR Holder		0	0	0	0	0	0.00	0	0	0	0.00	0	0.00	0	0.00	NA	NA	0
(2)	Employee Benefit Trust (under SEBI(Share based Employee Benefit) Regulations 2014)		0	0	0	0	0	0.00	0	0	0	0.00	0	0.00	0	0.00	NA	NA	0
Total Non-Promoter-Non Public Shareholding (C) = (C)(1)+(C)(2)			0	0	0	0	0	0.00	0	0	0	0.00	0	0.00	0	0.00			0

Details of the shareholders acting as persons in Concert including their Shareholding:			
Name of Shareholder	Name of PAC	No of shares	Holding%
Total:		0	0

Details of Shares which remain unclaimed may be given hear along with details such as number of shareholders, outstanding shares held in demat/unclaimed suspense account	
No of Shareholders	No of shares
3	191

